

## Student Satisfaction Survey Report

Grading	Q.1	Q.2	Q.3	Q.4	Q.5	Q.6	Q.7	Q.8	Q.9	Q.10	Q.11	Q.12	Q.13	Q.14	Q.15	Q.16	Q.17	Q.18	Q.19	Q.20
4	451	540	363	343	491	481	337	417	489	495	512	527	452	492	446	406	464	436	410	388
3	130	75	236	314	147	143	293	227	143	143	96	121	162	127	188	227	177	198	218	205
2	85	49	70	7	26	38	34	26	31	30	58	17	45	43	32	33	23	32	42	61
1	0	6	4	7	7	6	4	2	9	4	4	5	9	10	7	5	8	4	2	13
0	7	3	0	1	2	5	5	1	1	1	3	3	5	1	0	2	1	3	1	6
<b>Total Students</b>	<b>673</b>	<b>673</b>	<b>673</b>	<b>672</b>	<b>673</b>	<b>673</b>	<b>673</b>	<b>673</b>	<b>673</b>	<b>673</b>	<b>673</b>	<b>673</b>	<b>673</b>	<b>673</b>	<b>673</b>	<b>673</b>	<b>673</b>	<b>673</b>	<b>673</b>	<b>673</b>

Grading	Q.1	Q.2	Q.3	Q.4	Q.5	Q.6	Q.7	Q.8	Q.9	Q.10	Q.11	Q.12	Q.13	Q.14	Q.15	Q.16	Q.17	Q.18	Q.19	Q.20
4	67.01	80.24	53.94	51.04	72.96	71.47	50.07	61.96	72.66	73.55	76.08	78.31	67.16	73.11	66.27	60.33	68.95	64.78	60.92	57.65
3	19.32	11.14	35.07	46.73	21.84	21.25	43.54	33.73	21.25	21.25	14.26	17.98	24.07	18.87	27.93	33.73	26.30	29.42	32.39	30.46
2	12.63	7.28	10.40	1.04	3.86	5.65	5.05	3.86	4.61	4.46	8.62	2.53	6.69	6.39	4.75	4.90	3.42	4.75	6.24	9.06
1	0.00	0.89	0.59	1.04	1.04	0.89	0.59	0.30	1.34	0.59	0.59	0.74	1.34	1.49	1.04	0.74	1.19	0.59	0.30	1.93
0	1.04	0.45	0.00	0.15	0.30	0.74	0.74	0.15	0.15	0.15	0.45	0.45	0.74	0.15	0.00	0.30	0.15	0.45	0.15	0.89

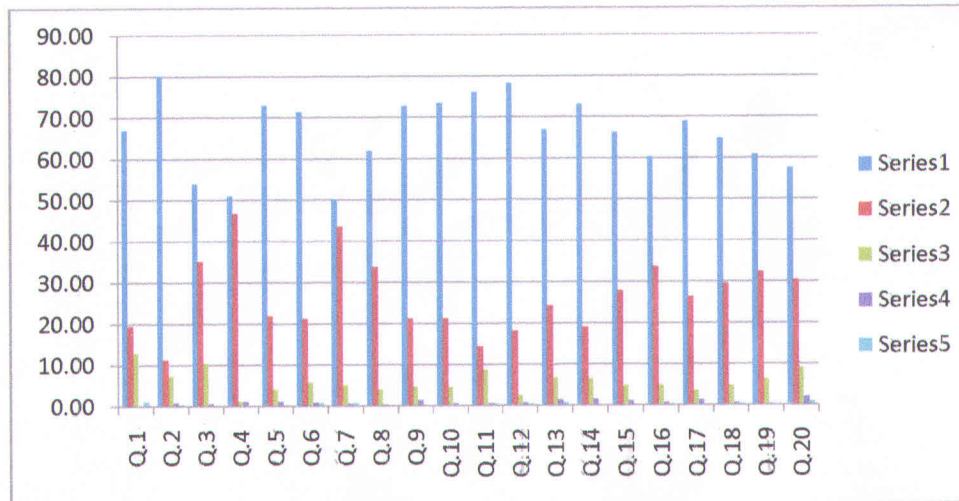
4 – Excellent

3 – Very Good

2 – Good

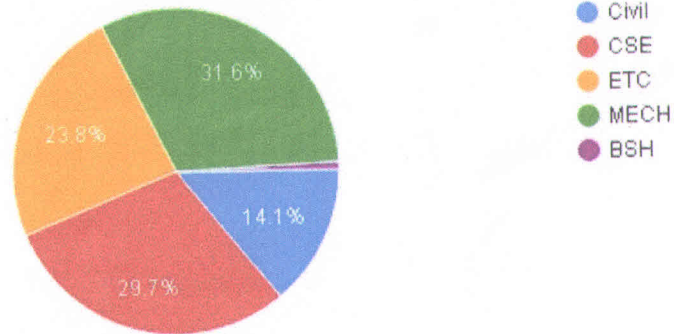
1 – Satisfactory

0 – Poor



  
**Principal**  
 Dr. Ashok Gujar Technical Institute's  
 Dr. Dattatraya Aher College of Engineering, Karad

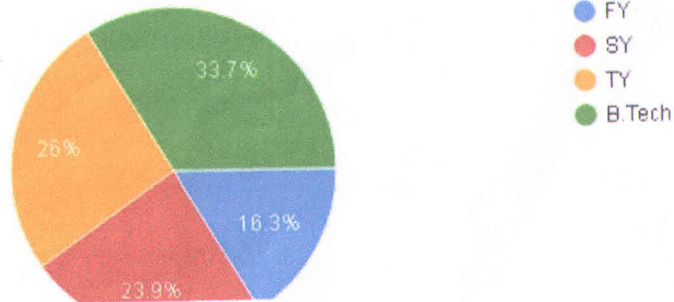
673 responses



Class

673 responses

Copy



**Principal**  
Dr. Ashok Gujar Technical Institute's  
Dr. Daulatrao Aher College of Engineering, Karad



## Student Satisfaction Survey Questions

Q.No.	Question
1	How much of the syllabus was covered in the class?
2	How well were the teachers able to communicate?
3	The teacher's approach to teaching can best be described as
4	How well did the teachers prepare for the classes?
5	Was your performance in assignments discussed with you?
6	Fairness of the internal evaluation process by the teachers
7	The teaching and mentoring process in your institution facilitates you in cognitive, social and emotional growth
8	The institution provides multiple opportunities to learn and grow.
9	Your mentor does a necessary follow-up with an assigned task to you.
10	Teachers inform you about your expected competencies, course outcomes and programme outcomes
11	The institute takes active interest in promoting internship, student exchange, field visit opportunities for students.
12	The teachers illustrate the concepts through examples and applications
13	Teachers are able to identify your weaknesses and help you to overcome them
14	The teachers identify your strengths and encourage you with providing right level of challenges
15	The institute/ teachers use student centric methods, such as experiential learning, participative learning and problem solving methodologies for enhancing learning experiences.
16	The institution makes effort to engage students in the monitoring, review and continuous quality improvement of the teaching learning process.
17	Efforts are made by the institute/ teachers to inculcate soft skills, life skills and employability skills to make you ready for the world of work.
18	Teachers encourage you to participate in extracurricular activities
19	The overall quality of teaching-learning process in your institute is very good.
20	What percentage of teachers use ICT tools such as LCD projector, Multimedia, etc. while teaching



  
**Principal**  
 Dr. Ashok Gujar Technical Institute's  
 Dr. Daulatrao Aher College of Engineering, Karad